

Omnigrid®

Tips & Techniques

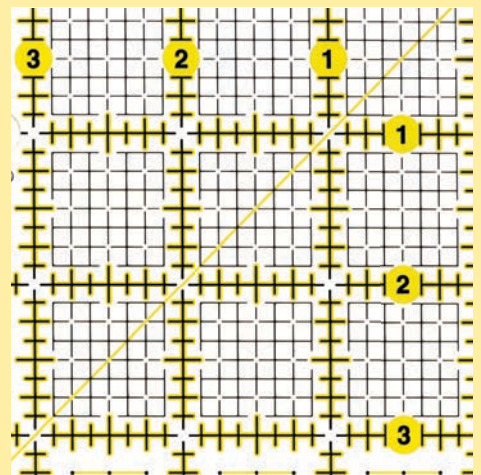
Ruler Basics

Why Omnigrid® rulers are the best

It's a big statement, but it's backed up with solid facts. Omnigrid® rulers boast a range of features that are standard on each and every ruler. Most importantly, they're laser cut, which means they're super consistent. This is an attribute that quilters really appreciate – accuracy is identical on every ruler, providing consistent precision when interchanging ruler sizes.

- **Edge markings** for accurate measuring
- **Laser cut edges** for smooth cutting
- **Patented double sight-lines** show on light and dark fabrics
- **Multiple degree angle lines** for easy pivot of 30°, 45° and 60° cuts
- **Left- and right-hand numbering and angle system**

Some Omnigrid® rulers have a 1/8" gridded section which is a perfect template for miniatures and color wash quilts. The 1/8" grid markings can also be used for drafting and cutting.



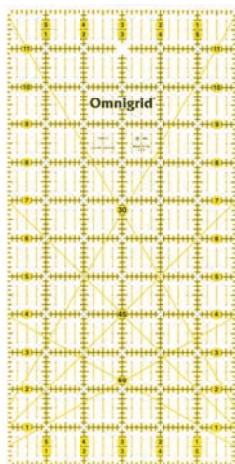
Omnigrid®

Tips & Techniques

Ruler Basics

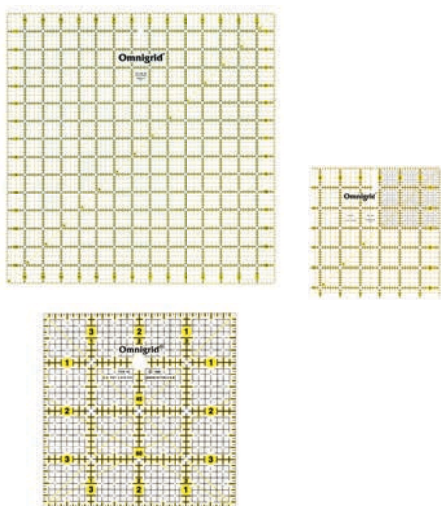
Omnigrid® Rectangle Rulers

Rectangle rulers are used for cutting strips and trimming fabric edges. The Omnigrid® 6" x 24" ruler is a best-selling ruler that's ideal for beginning and advanced quilters alike. Some Omnigrid® rectangle rulers include an additional 1/2" seam allowance. The smaller rectangle rulers are easy to manipulate for shorter strips and secondary cutting.



Omnigrid® Square Rulers

Square rulers are used for secondary cutting of strips, and to square up finished quilt blocks. You'll find Omnigrid® rulers ranging from 2-1/2" square to 15" square. Many of the square rulers also feature a section of 1/8" grid.



Omnigrid® Triangle Rulers

Triangle rulers are used to cut half-square and quarter-square triangles. Seam allowances are included in the measurements, which are based on the finished size of the quilt block.

